

Salsa in a Tote/Bag



7 Gallon Grow Bag
12 for \$29



Salsa Master
\$20



18 Gallon Container
8 for \$56

How To Start A Salsa Garden?

1

Place felt paper in bottom of tub and add soil.



2

Fill tub up with soil.



3

Start planting. Plant tomato and pepper plants first.



4

Plant chives and cilantro seeds.



5

Stake and tie tomato and pepper plant if needed.



6

Water as needed. Keep soil moist.





How to Read the Back of a Seed Packet

Days to Germinate	Depth to Sow	Seed Spacing	Row Spacing	Days to Harvest
7-12	1/8 in	1 in	12-18 in	45

Days to Germinate = How many days until the seed begins to grow

Depth to Sow = How deep to plant seed

Seed Spacing = How far apart to plant seeds

Row Spacing = How far apart to put the rows of plants

Days to Harvest = How many days until the item is ready to harvest

Other Useful Information:

When to Plant Outdoors



Garden Hints: Start a new crop every 7 to 21 days for a continuous harvest. Harvest young leaves when 4 to 6 inches tall by cutting an inch above the soil line.

Garden Hints

**Seed packet used - was from Plantation Products*







The Foundation for The Gator Nation

An Equal Opportunity Institution

Name: _____

WHAT DO PLANTS NEED?

Circle the things that plants need to grow.




WHAT DO PLANTS NEED?



**Soil or
Nutrients**




WHAT DO PLANTS NEED?



sunlight




WHAT DO PLANTS NEED?



Water



WHAT DO PLANTS NEED?



Air






Label Me!

Name: _____

Direction: Label the parts of the plant.



roots

flower

fruit

stem


leaf



Match Me!

Name: _____

Direction: Draw a line from the word to the plant part.



flower

roots

leaf

fruit

stem

Parts of a Plant

